

WOOD LOOKS



Regency 272 in Vintage Plank



Safe-Way Wood Look doors are redefining expectations for woodgrain finishes on steel. Featuring patented Tru-Steel HD® 720 DPI imaging technology, these doors offer the most realistic woodgrain appearance available today, digitally transferred directly onto steel. Homeowners can now enjoy the superior beauty of wood without the maintenance. Available in both Regency and Ambient Series doors, they come in a variety of panel styles, window options, decorative hardware, and 18", 21", and 24" section heights. Safe-Way's Wood Look doors are the ultimate choice for boosting the appearance and value of your home.

BI-DIRECTIONAL

Vertical & Horizontal Graining for Truest Representation of Wood



Panel Designs



Short Raised Panel

Regency 76

Ambient 96



Long Raised Panel

Regency 78

Ambient 98



Carriage House

Regency 79

Ambient 99



Long Carriage House

Regency 80

Ambient 100

Colors



Natural



Classic



Vintage



Walnut


Actual Colors May Vary From Printed Colors.

PLANK


Horizontal Micro Groove Embossments Align Plank Patterns



Panel Designs




Pencil Groove
Regency 274
Ambient 275




Flush
Regency 266
Ambient 286

*Available in 21" and 24" Section Heights Only.


Colors



Vintage



Cedar

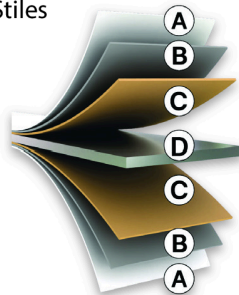
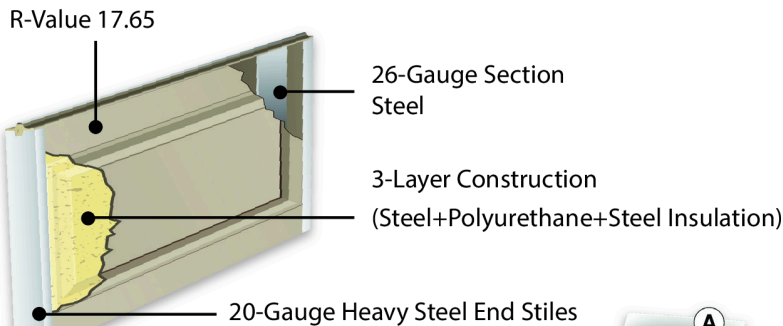


Mahogany

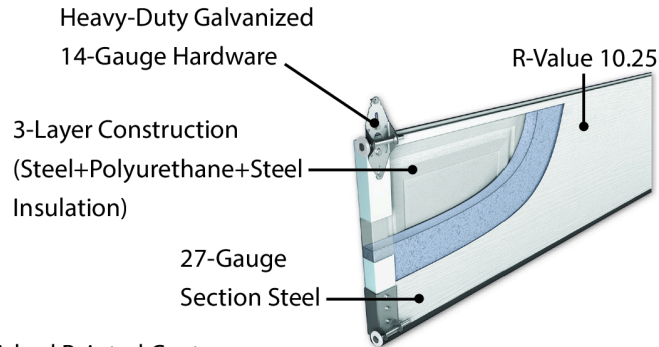
Actual Colors May Vary From Printed Colors.

Construction

Ambient Series



Regency Series

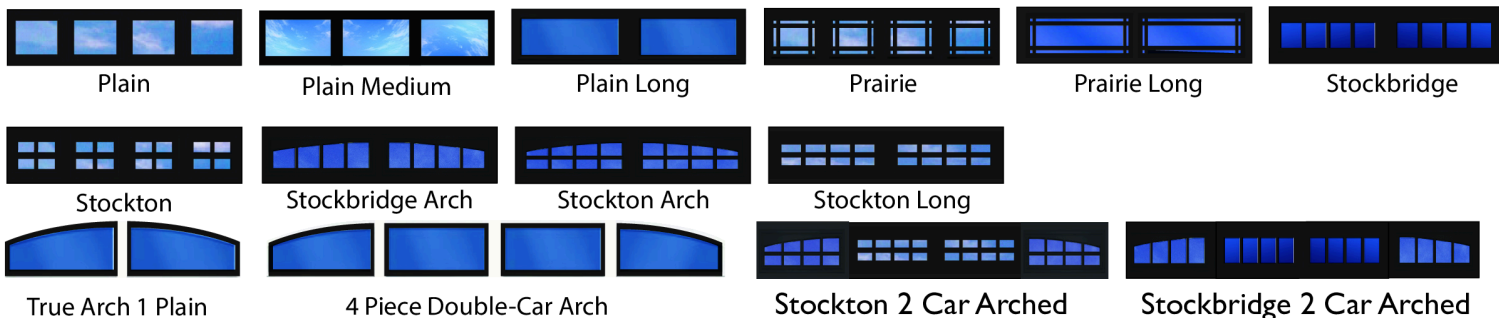


- A. Finished Painted Coat
- B. Primer Coat
- C. Galvanized Layer
- D. Steel


Safe-Way warrants the sections of Ambient and Regency models against rust through due to the paint finish cracking, checking, or peeling (losing adhesion) for (a) in single family residential installations for as long as the original purchaser owns the home; or (b) in all other residential installations (including commonly owned facilities by condominium associations or similar organizations) for a period often (10) years from the date of purchase by the original purchaser. If during the term of the warranty, the sections are determined to be defective, as verified upon inspection by person authorized by Safe-Way, Safe-Way will repair or replace any defective section when installed by qualified personnel in accordance with instructions from Safe-Way.

Estate Window Series

Window series frames and grilles are available in complimentary colors or in black. Additionally, both insulated and non-insulated window options are available, as well as a variety of glass options. Please consult your Safe-Way Sales Representative for details.



Optional Decorative Hardware



Distributed By:



As Safe-Way Door constantly strives to improve our product, all specifications listed in this informative brochure are subject to change without notice or obligation. Printed color may vary from actual color. Please check with your local dealer for color swatches.



(937) 902-0572

plavy@legacyohd.com
legacyohd.com